



INTERVIEW ROLE-PLAYING & MASTER FILE

Day 8 - Public Interest Journalism

AGENDA DAY 8



6 hours
15-minute breaks
30-minute lunch break

Interview Role-Playing

Master File: Why and how?

Practice: Create your Master File



Camera on, mic off



Notebook and pen



OLA account



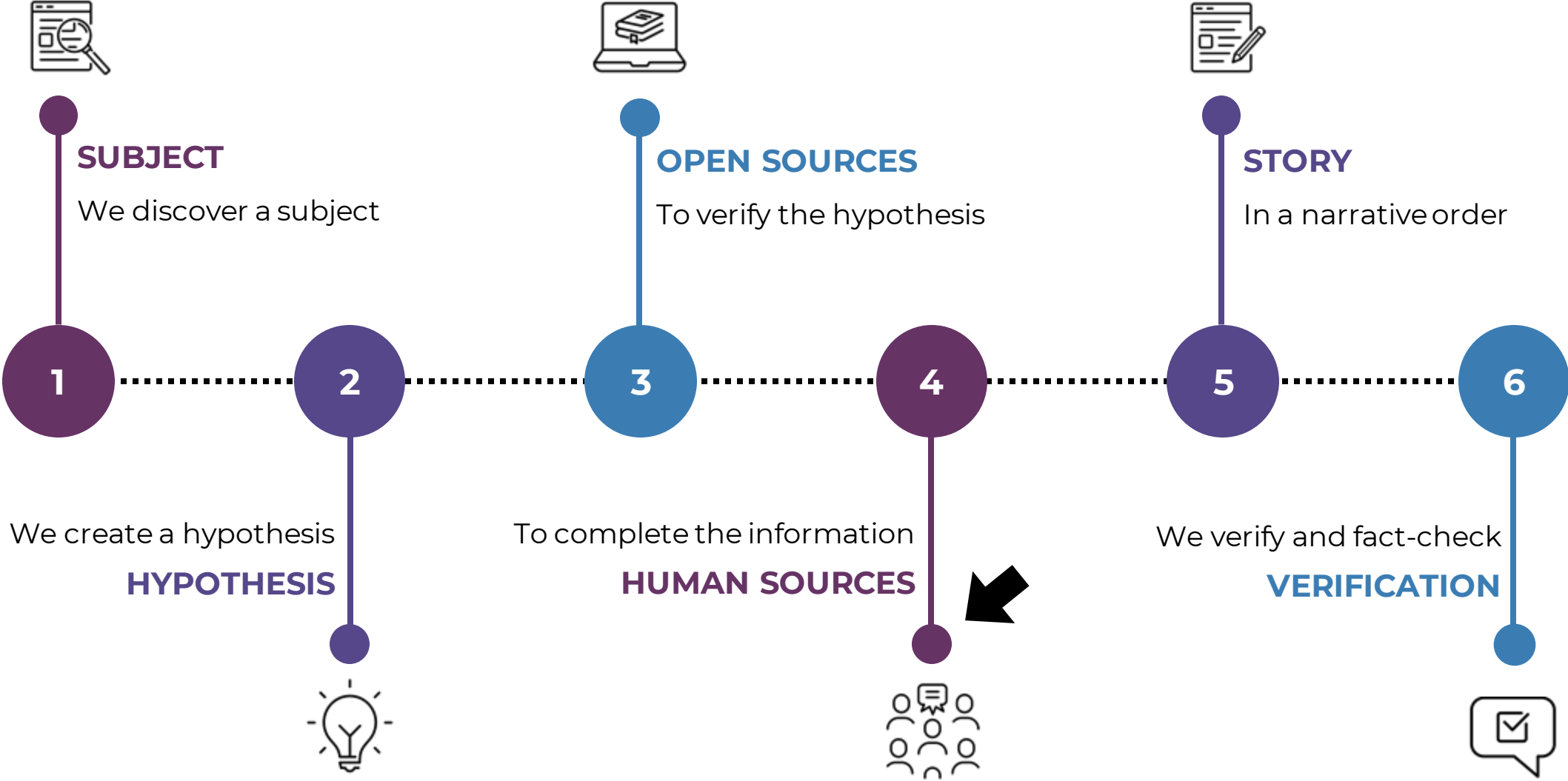
Smartphone

WHAT YOU NEED

Let's break the ice.



STORY-BASED INQUIRY



INTERVIEW ROLE-PLAYING



INTERVIEWING TIPS



- 1) **Repeat** any confusing information to ensure you heard correctly
- 2) Ask for confirmation of anything that **contradicts** other interviewees
- 3) Ask for **clarification** on any vague points
- 4) Ask **follow-up questions** to establish more facts in the chain of events
- 5) Someone having a tough time with a question? **Rephrase** it and ask again
- 6) **Give people time** to answer tough questions
- 7) **Don't be afraid to be silent**
- 8) Listen for **strong words and phrases - repeat them**. Listen for and react to words that reveal a strong emotion or event

Gestures & Body Language



Observe their
normal behaviour



Pay attention to
gestures, changes
in posture,
involuntary
reactions, etc.



Make body
language a topic of
discussion (e.g.
Does this question
make you nervous)

Potential Signs of Being Uncomfortable

LYING

- Hand in front of mouth or eyes
- Strokes the nose
- Plucks fluff from the sweater, pulls up socks, studies fingernails (= avoidance)
- Arms crossed (= defensive)
- Gesturing away from himself (= distracting attention from himself)
- Leans back (= rejecting)

SINCERITY

- Leans forward (= interest)
- Takes off glasses (= surrender)
- Lays hands on the heart (= sincerity)
- Puts hands behind the head (= self-assured)

STRESS

- Hand in front of the face
- Puts hand on the upper arm (= soothing yourself)
- Wrist or arm clenches (= anxiety)
- Sticks finger behind the collar (= fleeing)
- Massages neck (= tension)
- Caresse an object (= to reassure oneself)
- Shrugs a shoulder (= uncertainty)
- Elbows close to the body (= stress)
- Blinks eyes frequently in succession (= excitement)
- Clears the throat (= something is in the way)
- Sighs or yawns (= extra oxygen needed)
- Freezes the whole attitude (= anxiety)

UNCERTAINTY

- Mouth falls open
- Bites on the lips (= judging oneself)
- Pinches nose (= disbelief)
- Averts the eyes (= hiding)

What changes in body language do you see?



EXERCISE: THE REVELATION SHOW



Yesterday:


- You chose a topic
- You conducted a pre-interview
- You wrote your interview questions

Today

- Refine your interview questions
- Conduct and record the interviews

PLENARY

What worked well? What did not work?



What questions should have been asked?



PREPARE THE INTERVIEW

Review your source maps and identify...

Who could you interview first?

Start your preparation and research, including pre-interview questions


MASTER FILE



A document with all the information related to your investigation



MASTER FILE



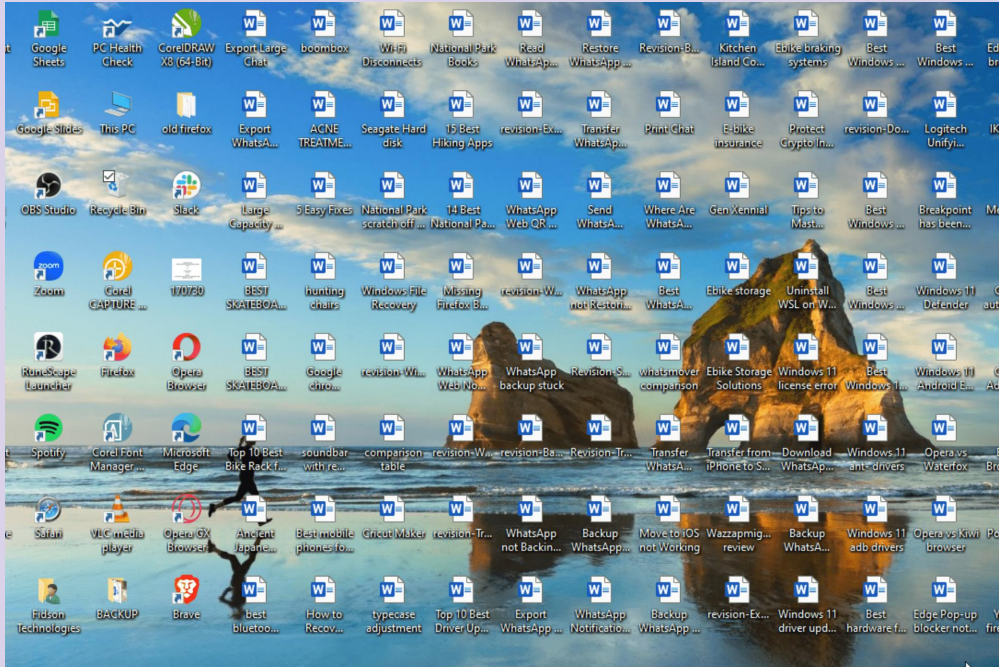
We **collect** the material.



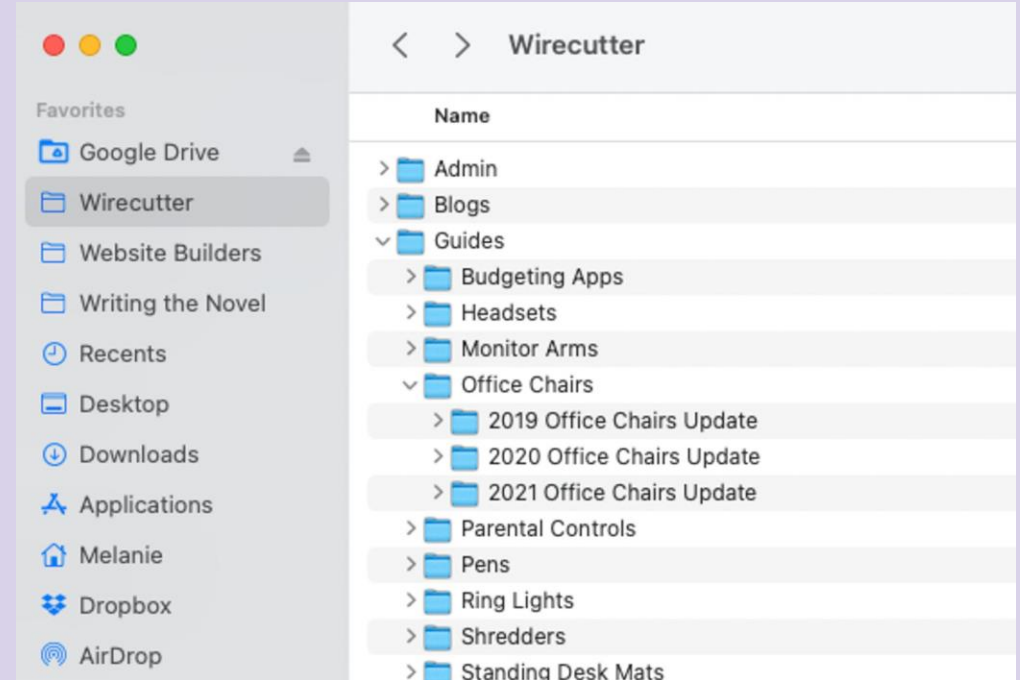
We **analyse** the material to spot...

- What contradicts each other?
- What disproves my hypothesis?
 - What connections are there?
- What is the common thread? What is the story?
- What new questions does it raise?

There are two types of people in the world...



1



2

Imagine...

- You conduct two interviews and keep the records in different folders.
- In the last week of the investigation, you check both folders and find contradictions between the interviews.
- You need to call the sources last minute to clarify.

Moral of the story: *Constantly relate the information you collect!*



Example: Master File in Word

MASTERFILE:

Possible problem: Manufacturers produce water pipes from deadly chemicals

Arvin: The Danish researchers used pipes from Danish market leaders Uponor and Wavin, among others, for their experiment. The same manufacturers are also market leaders in the Netherlands.

Uponor: Swedish company with factories in Sweden, Germany, Spain and Canada and sales of EUR 1 billion. According to its website, it has now produced enough PEX tubes to circle the earth twenty-five times.

Question: What chemicals do Uponor and Wavin use?

Possible effect: Plumbers install many plastic water pipes in the Netherlands.

Uneto-VNI: More than half of the main water pipes and fifteen percent of the interior installations in homes are now made of plastic. And the proportion is growing: one in three new homes is now fitted with plastic water pipes.

Possible effect: Scientists discover chemicals from plastic water pipes in drinking water.

Summary: Chemical scientists from the Technical University of Denmark find twenty chemicals from plastic water pipes in drinking water.

Arvin: "In both tests, we found more than 20 chemicals that had migrated from the plastic of the pipes. Ninety per cent of these are still unidentified. But among the substances that we could identify were a striking number of alkylphenols, such as 4-tert-butylphenol and phthalates."

Possible effect: Biologists discover that the chemicals deform human cells.

Summary: April 2003, cell biologist Ana Soto accidentally discovers in her laboratory that phenols disrupt human cells.

Note: She is small in stature, but she gives a firm handshake as she lets us into the flat of a friend along the Seine in Paris.

Soto: "We knew that the cells in the petri dishes would proliferate as soon as we put them in contact with oestrogen. But to our surprise, the same thing happened in the control dishes where no estrogen was added. Unbelievable!"

20

LOGBOOK:

Technical University of Denmark

Erik Arvin

Professor of Chemistry

+45 40 67 71 52

erarvin@env.dtu.dk

<https://orbit.dtu.dk/en/persons/erik-arvin>

Interviewed on 3 March 2005 in Copenhagen: He emails a new study on water pipes.

Tufts University

Ana Soto

Professor of Cell Biology

+44 34554 662

soto.a@tufts.edu

<https://gsbs.tufts.edu/facultyResearch/faculty/soto-ana>

Interviewed on 12 October 2005 in Paris

Biologics Consulting

Julia R. Barrett

Senior Clinical Consultant

+1 434 739 5695

barrettj@biologicsconsulting.com

Paper: Julia R. Barrett, "Rocking the Cradle: Phthalate Exposure in NICU Infants" In: Environmental Health Perspectives, Vol. 113, No. 9, September 1, 2005

Mail sent on 14 October 2005: Can phthalates, like phenols, also cause fatal diseases?

21

HOW TO KEEP A MASTER FILE?



#1

Name the Document

- In the document name, include the version date and the subject
- Every time the investigation changes, update the date

Masterfile_RNTC_100623 v1

Source: "Teaching Note: Using a master file to archive and structure research" (UNESCO)



#2

State the Hypothesis

- Place the hypothesis **at the top**
- It will remind you the **focus and scope** of the investigation
- Should be **updated and revised**

#3

Import the Timeline & Source Map



Types of structure:

- **Chronological:** simpler, if the sequence of events is crucial
- **Spatial:** when many events happen in different places at the same time
- Both **can be combined**

Source: "Teaching Note: Using a master file to archive and structure research" (UNESCO)



#4 Add Key Facts

Under each event or actor add relevant facts:

- Quotes
- Interviews and documents
- Insights



#5 Specify the Sources



- Don't forget **how** you got that fact!
- If the source is an interview, note the time and place
- If the source is a quotation from the document, note the full reference

Source: "Teaching Note: Using a master file to archive and structure research" (UNESCO)



#6 Write Summaries

- Summarize new information
- Preferably in 1 sentence
- This will be useful to analyse later



#7 Notes & Insights



- Add your own thoughts, experiences and observations
- You might want to share these insights in your story later



#8 Keep Track of Unanswered Questions

- Note unresolved details (e.g. about statements or documents)
- Delete them as you get answers



#9 Use a Logbook



- Keep track of how your questions are answered by your sources
- Note contact details, documents, conversations, etc.

Source: "Teaching Note: Using a master file to archive and structure research" (UNESCO)

Logbook Example

	A	B	C	D	E	F	G	H
1	Name	Name	Relationship to Andy	Relationship to Case	Willing to Speak Y/N	JG Contacted y/n	Quality of English	
2	Bart-Jan van Rooij	https://twitter.com/bjrooij	Journalist Brabantse Dagblad	Following since 2015		Email sent		
3	Peggy Hendrix	06 63 43 15 91	Detective? Politie Zuid Oost		no. Is home "ziek"	Finally reacted. Texted that she's home burned out and doesn't wa		
4	Ad van den Hurk		Father Andy van den Hurk	Is all over the Dutch media for many years. Says Nicole was terrified of Andy. Lives in Spain? Visits her grave every time he comes to Holland.				
5	Jolanda van der Weijden	Advocaat: https://richard	Nicole's Stepmother	Says Andy lived in a fantasy world			https://www.your	http
6	Dutch Forensic Institute	+31 (0) 70 888 66 66 https://www.forensicinstitute.nl/about-nfi/p		Did the DNA tests that pointed to Jos de G.				nick
7	Peter R. de Vries	https://www.peterdevries	No direct relationship	Is a "celebrity" TV crime reporter that has followed the case closely.				
8	Omroep Brabant	omroepbrabant.nl		Followed the case closely over the years. Am currently in contact looking for a journalist who might have followed the case step by step and would be willing				
9	Saskia Belleman: Journalis	06-53159983	NONE		y	YES!	Good	
10	Hendrik Jan Korterink	misaadjournalist2	none	Has been following case on private website for some time		Have emailed. Thinks Andy	Written English good.	
11	politie eindhoven Eenhied	(31 0889630115						
12	Jos de G.	lawyer Job Knoester: https://www.kvakadvocaten.nl/advocaten/mr-job-knoester/						
13	Ramona Hento	06-45344519 Adres:	Andy's housemate during the murder					
14	Court decision about Jos de G. (in Dutch) https://uitspraken.rechtspraak.nl/inziendocument?id=ECLI:NL:GHSHE:2018:4181							
15	Judge							
16	Ad's Boyfriend at the time							
17	Andy accuses father of m. Omroep Brabant local TV							
18	Music Video Ad van den hurk (alias Andy de Witt) https://www.youtube.com/watch?v=HsXJaMxXaZ8 Dansen op de Wolken (Dancing on the Clouds) 2015							
19	Michael van Olffen							
20	Max Steenberghe	m.steenberghe@ed.nl	none	Writing a book about murder. Was asked to do it by the local police.		Is a go after April 15th follow ?		Telegraaf article: http
21								https://www.ad.nl/bin
22	1st person profile, you don't know what to think of him,							
23	Identify siblings							
24	Nicole's family lawyer							
25	his boyfriend when he was in Best and got arrested in 1996							




GROUP ASSIGNMENT

In groups, read the case
**“A School of Hard
Knocks”**.

*Create a master file as
you think the authors
structured it.*

PLENARY

How did you
organise the
master file?



Why did you
choose that
structure?



INDIVIDUAL ASSIGNMENT

Create your master file!





REFLECTION

**What is your key
takeaway from this
session?**

QUESTIONS





THANK YOU!

Colours & Fonts

#554789

#D9D2E9

#663365

#3B7DB3

#822D4E

Install RNW Media's official font *Montserrat* before starting work on your presentation. The font files can be found on Sharepoint.

Photos & Illustrations

Stock photos

[Pexels](#)

[Unsplash](#)

[Pixabay](#)

Customizable illustrations

[unDraw](#)

[Manypixels](#)

[Freepik Storyset](#)

Stock videos

[Pexels](#)

[Canva](#)

[Click here](#) for the full RNTC Brandbook.

